

FORM NO. MGT-7

[Pursuant to sub-Section(1) of section 92 of the Companies Act, 2013 and sub-rule (1) of rule 11of the Companies (Management and Administration) Rules, 2014]



Annual Return (other than OPCs and Small Companies)

Form language ☒ English ☐ Hindi

Refer the instruction kit for filing the form.

I. REGISTRATION AND OTHER DETAILS

(i) * Corporate Identification Number (CIN) of the company

L34100TG2000PLC035451

Pre-fill

Global Location Number (GLN) of the company

* Permanent Account Number (PAN) of the company

AABCG3455B

(ii) (a) Name of the company

OLECTRA GREENTECH LIMITED

(b) Registered office address

S-22 ,3rd Floor, Technocrat Industrial Estate BALANAGAR N
A
HYDERABAD
Hyderabad
Telangana
500037

(c) * e-mail ID of the company

cs@olectra.com

(d) *Telephone number with STD code

04046989999

(e) Website

www.olectra.com

(iii) Date of Incorporation

11/10/2000

(iv)	Type of the Company	Category of the Company	Sub-category of the Company
	Public Company	Company limited by shares	Indian Non-Government company

(v) Whether company is having share capital

☒ Yes

☐ No

(vi) *Whether shares listed on recognized Stock Exchange(s)

☒ Yes

☐ No

(a) Details of stock exchanges where shares are listed

S. No.	Stock Exchange Name	Code
1	BSE Limited	1
2	National Stock Exchange of India Limited	1,024

(b) CIN of the Registrar and Transfer Agent

U74140TG1992PTC014044

Pre-fill

Name of the Registrar and Transfer Agent

AARTHI CONSULTANTS PRIVATE LIMITED

Registered office address of the Registrar and Transfer Agents

8-3-1084, PLOT NO.50,SRINAGAR COLONY, BANJARA HILLS
Khairatabad

(vii) *Financial year From date 01/04/2024 (DD/MM/YYYY) To date 31/03/2025 (DD/MM/YYYY)

(viii) *Whether Annual general meeting (AGM) held ☒ Yes ☐ No

(a) If yes, date of AGM

(b) Due date of AGM

30/09/2025

(c) Whether any extension for AGM granted

☐ Yes ☒ No

II. PRINCIPAL BUSINESS ACTIVITIES OF THE COMPANY

*Number of business activities

2

S.No	Main Activity group code	Description of Main Activity group	Business Activity Code	Description of Business Activity	% of turnover of the company
1	C	Manufacturing	C10	Electrical equipment, General Purpose and Special purpose Machinery & equipment,	11.16
2	C	Manufacturing	C11	Motor vehicles, trailers, semi trailers and other Transport Vehicles	88.84

III. PARTICULARS OF HOLDING, SUBSIDIARY AND ASSOCIATE COMPANIES (INCLUDING JOINT VENTURES)

*No. of Companies for which information is to be given

11

Pre-fill All

S.No	Name of the company	CIN / FCRN	Holding/ Subsidiary/Associate/ Joint Venture	% of shares held
1	MEIL HOLDINGS LIMITED	U45209TG2009PLC064573	Holding	50.02

2	EVEY TRANS (GTC) PRIVATE LIM +	U50400TG2021PTC150506	Subsidiary	26
3	EVEY TRANS (SMC) PRIVATE LIM +	U74999TG2020PTC138736	Associate	26
4	EVEY TRANS (SIL) PRIVATE LIM +	U50100TG2020PTC139303	Associate	26
5	EVEY TRANS (UJJ) PRIVATE LIM +	U50400TG2020PTC139302	Associate	34
6	EVEY TRANS (JAB) PRIVATE LIM +	U50100TG2020PTC139118	Associate	26
7	EVEY TRANS (BLR) PRIVATE LIM +	U50400KA2022PTC157740	Associate	26
8	EVEY TRANS (MHS) PRIVATE LIM +	U50101TG2022PTC160370	Associate	26
9	EVEY TRANS (TEL) PRIVATE LIM +	U50100TG2022PTC165444	Associate	26
10	EVEY TRANS (MAH) PRIVATE LIM +	U49219TS2024PTC182975	Associate	26
11	SSISPL-OGL-BYD CONSORTIUM +		Joint Venture	100

IV. SHARE CAPITAL, DEBENTURES AND OTHER SECURITIES OF THE COMPANY

(i) * SHARE CAPITAL

(a) Equity share capital

Particulars	Authorised capital	Issued capital	Subscribed capital	Paid up capital
Total number of equity shares	150,000,000	82,080,737	82,080,737	82,080,737
Total amount of equity shares (in Rupees)	600,000,000	328,322,948	328,322,948	328,322,948

Number of classes

1

Class of Shares	Authorised capital	Issued capital	Subscribed capital	Paid up capital
Equity				
Number of equity shares	150,000,000	82,080,737	82,080,737	82,080,737
Nominal value per share (in rupees)	4	4	4	4
Total amount of equity shares (in rupees)	600,000,000	328,322,948	328,322,948	328,322,948

(b) Preference share capital

Particulars	Authorised capital	Issued capital	Subscribed capital	Paid-up capital
Total number of preference shares	0	0	0	0
Total amount of preference shares (in rupees)	0	0	0	0

Number of classes

0

Class of shares	Authorised capital	Issued capital	Subscribed capital	Paid up capital
Number of preference shares				
Nominal value per share (in rupees)				
Total amount of preference shares (in rupees)				

(c) Unclassified share capital

Particulars	Authorised Capital
Total amount of unclassified shares	0

(d) Break-up of paid-up share capital

Class of shares	Number of shares			Total nominal amount	Total Paid-up amount	Total premium
Equity shares	Physical	DEMAT	Total			
At the beginning of the year	57,143	82,023,594	82080737	328,322,948	328,322,948	
Increase during the year	0	0	0	0	0	0
i. Public Issues	0	0	0	0	0	0
ii. Rights issue	0	0	0	0	0	0
iii. Bonus issue	0	0	0	0	0	0
iv. Private Placement/ Preferential allotment	0	0	0	0	0	0
v. ESOPs	0	0	0	0	0	0
vi. Sweat equity shares allotted	0	0	0	0	0	0
vii. Conversion of Preference share	0	0	0	0	0	0
viii. Conversion of Debentures	0	0	0	0	0	0
ix. GDRs/ADRs	0	0	0	0	0	
x. Others, specify				0	0	0
During the Year 7820 shares were converted into						
Decrease during the year	0	0	0	0	0	0
i. Buy-back of shares	0	0	0	0	0	0
ii. Shares forfeited	0	0	0	0	0	0

iii. Reduction of share capital	0	0	0	0	0	0
iv. Others, specify				0	0	
During the Year 7820 shares were converted into d						
At the end of the year	57,143	82,023,594	82080737	328,322,948	328,322,948	
Preference shares						
At the beginning of the year	0	0	0	0	0	
Increase during the year	0	0	0	0	0	0
i. Issues of shares	0	0	0	0	0	0
ii. Re-issue of forfeited shares	0	0	0	0	0	0
iii. Others, specify						
Decrease during the year	0	0	0	0	0	0
i. Redemption of shares	0	0	0	0	0	0
ii. Shares forfeited	0	0	0	0	0	0
iii. Reduction of share capital	0	0	0	0	0	0
iv. Others, specify						
At the end of the year	0	0	0	0	0	

ISIN of the equity shares of the company

INE260D01016

(ii) Details of stock split/consolidation during the year (for each class of shares)

0

Class of shares		(i)	(ii)	(iii)
Before split / Consolidation	Number of shares			
	Face value per share			
After split / Consolidation	Number of shares			
	Face value per share			

(iii) Details of shares/Debentures Transfers since closure date of last financial year (or in the case of the first return at any time since the incorporation of the company) *

☒ Nil

[Details being provided in a CD/Digital Media]

☐

Yes

☐

No

☐

Not Applicable

Separate sheet attached for details of transfers

☐

Yes

☐

No

Note: In case list of transfer exceeds 10, option for submission as a separate sheet attachment or submission in a CD/Digital Media may be shown.

Date of the previous annual general meeting	<input type="text"/>
---	----------------------

Date of registration of transfer (Date Month Year)	<input type="text"/>
--	----------------------

Type of transfer	<input type="text"/>	1 - Equity, 2- Preference Shares,3 - Debentures, 4 - Stock
------------------	----------------------	--

Number of Shares/ Debentures/ Units Transferred	<input type="text"/>	Amount per Share/ Debenture/Unit (in Rs.)	<input type="text"/>
---	----------------------	---	----------------------

Ledger Folio of Transferor	<input type="text"/>
----------------------------	----------------------

Transferor's Name	<input type="text"/>	<input type="text"/>	<input type="text"/>
-------------------	----------------------	----------------------	----------------------

	Surname	middle name	first name
--	---------	-------------	------------

Ledger Folio of Transferee	<input type="text"/>
----------------------------	----------------------

Transferee's Name	<input type="text"/>	<input type="text"/>	<input type="text"/>
-------------------	----------------------	----------------------	----------------------

	Surname	middle name	first name
--	---------	-------------	------------

Date of registration of transfer (Date Month Year)	<input type="text"/>
--	----------------------

Type of transfer	<input type="text"/>	1 - Equity, 2- Preference Shares,3 - Debentures, 4 - Stock
------------------	----------------------	--

Number of Shares/ Debentures/ Units Transferred	<input type="text"/>	Amount per Share/ Debenture/Unit (in Rs.)	<input type="text"/>
---	----------------------	---	----------------------

Ledger Folio of Transferor			
Transferor's Name			
	Surname	middle name	first name
Ledger Folio of Transferee			
Transferee's Name			
	Surname	middle name	first name

(iv) *Debentures (Outstanding as at the end of financial year)

Particulars	Number of units	Nominal value per unit	Total value
Non-convertible debentures	0	0	0
Partly convertible debentures	0	0	0
Fully convertible debentures	0	0	0
Total			0

Details of debentures

Class of debentures	Outstanding as at the beginning of the year	Increase during the year	Decrease during the year	Outstanding as at the end of the year
Non-convertible debentures	0	0	0	0
Partly convertible debentures	0	0	0	0
Fully convertible debentures	0	0	0	0

(v) Securities (other than shares and debentures)

0

Type of Securities	Number of Securities	Nominal Value of each Unit	Total Nominal Value	Paid up Value of each Unit	Total Paid up Value
Total					

V. *Turnover and net worth of the company (as defined in the Companies Act, 2013)

(i) Turnover

17,630,586,092

(ii) Net worth of the Company

10,556,294,897

VI. (a) *SHARE HOLDING PATTERN - Promoters

S. No.	Category	Equity		Preference	
		Number of shares	Percentage	Number of shares	Percentage
1.	Individual/Hindu Undivided Family				
	(i) Indian	0	0	0	
	(ii) Non-resident Indian (NRI)	0	0	0	
	(iii) Foreign national (other than NRI)	0	0	0	
2.	Government				
	(i) Central Government	0	0	0	
	(ii) State Government	0	0	0	
	(iii) Government companies	0	0	0	
3.	Insurance companies	0	0	0	
4.	Banks	0	0	0	
5.	Financial institutions	0	0	0	
6.	Foreign institutional investors	0	0	0	
7.	Mutual funds	0	0	0	
8.	Venture capital	0	0	0	
9.	Body corporate (not mentioned above)	41,053,000	50.02	0	
10.	Others	0	0	0	
	Total	41,053,000	50.02	0	0

Total number of shareholders (promoters)

1

(b) *SHARE HOLDING PATTERN - Public/Other than promoters

S. No.	Category	Equity		Preference	
		Number of shares	Percentage	Number of shares	Percentage

1.	Individual/Hindu Undivided Family				
	(i) Indian	32,363,276	39.43	0	
	(ii) Non-resident Indian (NRI)	824,338	1	0	
	(iii) Foreign national (other than NRI)	1	0	0	
2.	Government				
	(i) Central Government	0	0	0	
	(ii) State Government	0	0	0	
	(iii) Government companies	0	0	0	
3.	Insurance companies	72,894	0.09	0	
4.	Banks	29,259	0.04	0	
5.	Financial institutions	0	0	0	
6.	Foreign institutional investors	4,419,734	5.38	0	
7.	Mutual funds	186,870	0.23	0	
8.	Venture capital	0	0	0	
9.	Body corporate (not mentioned above)	2,825,080	3.44	0	
10.	Others IEPF, Trusts, Clearing Member +	306,285	0.37	0	
	Total	41,027,737	49.98	0	0

Total number of shareholders (other than promoters)

524,782

**Total number of shareholders (Promoters+Public/
Other than promoters)**

524,783

(c) *Details of Foreign institutional investors' (FIIs) holding shares of the company

86

Name of the FII	Address	Date of Incorporation	Country of Incorporation	Number of shares held	% of shares held
VANGUARD TOTAL IN +	JP Morgan Chase Bank N.A, INDIA +			558,100	0.68
VANGUARD EMERGIN +	JP Morgan Chase Bank N.A, INDIA +			534,939	0.65
ISHARES CORE MSCI E +	CITIBANK N.A. CUSTODY SERVICES +			461,927	0.56
UNIVERSAL GOLDEN F +	ICICI BANK LTD, SMS DEPT 1ST FLC +			344,242	0.42

Name of the FII	Address	Date of Incorporation	Country of Incorporation	Number of shares held	% of shares held
GOVERNMENT PENSION FUND OF INDIA	CITIBANK N.A. CUSTODY SERVICES			334,865	0.41
VANGUARD FIDUCIARY INVESTMENTS	JP Morgan Chase Bank N.A,INDIA			299,907	0.37
ABU DHABI INVESTMENT AUTHORITY	JP Morgan Chase Bank N.A, INDIA			193,304	0.24
EMERGING MARKETS STRATEGIC INVESTMENT	JP Morgan Chase Bank N.A, INDIA			155,358	0.19
VANGUARD FTSE ALL-WORLD INVESTMENT	STANDARD CHARTERED BANK, SE			132,795	0.16
ISHARES CORE MSCI EMERGING MARKETS	DEUTSCHE BANK AG, DB HOUSE, F			112,145	0.14
ISHARES CORE MSCI WORLD	CITIBANK N.A. CUSTODY SERVICES			112,028	0.14
STATE STREET GLOBAL VANGUARD	HSBC SECURITIES SERVICES 11TH F			100,954	0.12
ISHARES MSCI INDIA	CITIBANK N.A. CUSTODY SERVICES			91,978	0.11
THRIFT SAVINGS PLAN	JP Morgan Chase Bank N.A,India			88,567	0.11
EMERGING MARKETS STRATEGIC INVESTMENT	JP Morgan Chase Bank N.A,INDIA			68,635	0.08
CALIFORNIA PUBLIC EMPLOYEES' RETIREMENT	HSBC SECURITIES SERVICES 11TH F			50,902	0.06
VANGUARD FIDUCIARY INVESTMENTS	JP Morgan Chase Bank N.A,INDIA			45,380	0.06
CALVERT IMPACT FUND	DEUTSCHE BANK AG, DB HOUSE, F			41,489	0.05
COLLEGE RETIREMENT FUND	DEUTSCHE BANK AG, DB HOUSE, F			40,928	0.05
DOVETAIL INDIA FUND	DBS BANK INDIA LTD, FIRST FLOOR			36,000	0.04
SPDR PORTFOLIO EMERGING MARKETS	HSBC SECURITIES SERVICES 11TH F			34,970	0.04
ISHARES IV PUBLIC LIQUIDITY	CITIBANK N.A. CUSTODY SERVICES			33,426	0.04
NORTHERN TRUST CO	CITIBANK N.A. CUSTODY SERVICES			31,568	0.04
SPDR S&P EMERGING MARKETS	HSBC SECURITIES SERVICES 11TH F			27,907	0.03
MV SCIF MAURITIUS	DEUTSCHE BANK AG, DB HOUSE, F			24,383	0.03

VII. *NUMBER OF PROMOTERS, MEMBERS, DEBENTURE HOLDERS
(Details, Promoters, Members (other than promoters), Debenture holders)

Details	At the beginning of the year	At the end of the year
Promoters	1	1
Members (other than promoters)	433,011	524,783
Debenture holders	0	0

VIII. DETAILS OF DIRECTORS AND KEY MANAGERIAL PERSONNEL

(A) *Composition of Board of Directors







Category	Number of directors at the beginning of the year		Number of directors at the end of the year		Percentage of shares held by directors as at the end of year	
	Executive	Non-executive	Executive	Non-executive	Executive	Non-executive
A. Promoter	0	1	0	1	0	0
B. Non-Promoter	1	4	1	4	0	0
(i) Non-Independent	1	0	1	0	0	0
(ii) Independent	0	4	0	4	0	0
C. Nominee Directors representing	0	0	0	0	0	0
(i) Banks & FIs	0	0	0	0	0	0
(ii) Investing institutions	0	0	0	0	0	0
(iii) Government	0	0	0	0	0	0
(iv) Small share holders	0	0	0	0	0	0
(v) Others	0	0	0	0	0	0
Total	1	5	1	5	0	0

Number of Directors and Key managerial personnel (who is not director) as on the financial year end date

8




(B) (i) *Details of directors and Key managerial personnel as on the closure of financial year

Name	DIN/PAN	Designation	Number of equity share(s) held	Date of cessation (after closure of financial year : If any)
VENKATESHWARA PILLAI	02331853	Managing Director	0	

Name	DIN/PAN	Designation	Number of equity share(s) held	Date of cessation (after closure of financial year : If any)
GYAN SUDHA MISRA	07577265	Director	0	
LAKSMI KUMARI CHIN 	09023799	Director	0	
RAJESH REDDY PEKI 	02758291	Director	0	
SUBRAMANIAM SUND 	10732384	Director	0	
PANDU RANGA VITTA 	10732225	Director	0	
B SHARAT CHANDRA 	ABDPB6620K	CFO	0	
HANUMAN PRASAD F 	AZDPP4176E	Company Secretar	0	

(ii) Particulars of change in director(s) and Key managerial personnel during the year

6

Name	DIN/PAN	Designation at the beginning / during the financial year	Date of appointment/ change in designation/ cessation	Nature of change (Appointment/ Change in designation/ Cessation)
GOPALAKRISHNA I 	00088454	Director	26/09/2024	Cessation
BOPPUDI APPARAO 	00004309	Director	26/09/2024	Cessation
SUBRAMANIAM SURI 	10732384	Additional director	12/08/2024	Appointment
SUBRAMANIAM SURI 	10732384	Director	26/09/2024	Change in designation
PANDU RANGA VIT 	10732225	Additional director	12/08/2024	Appointment
PANDU RANGA VIT 	10732225	Director	26/09/2024	Change in designation

IX. MEETINGS OF MEMBERS/CLASS OF MEMBERS/BOARD/COMMITTEES OF THE BOARD OF DIRECTORS

A. MEMBERS/CLASS /REQUISITIONED/NCLT/COURT CONVENED MEETINGS

Number of meetings held

1

Type of meeting	Date of meeting	Total Number of Members entitled to attend meeting	Attendance	
			Number of members attended	% of total shareholding
Annual General Meeting	26/09/2024	520,855	137	50.29

B. BOARD MEETINGS

*Number of meetings held

9

S. No.	Date of meeting	Total Number of directors associated as on the date of meeting	Attendance	
			Number of directors attended	% of attendance
1	25/04/2024	6	5	83.33
2	12/08/2024	6	6	100
3	29/08/2024	8	8	100
4	26/09/2024	8	8	100
5	22/10/2024	6	6	100
6	10/01/2025	6	5	83.33
7	29/01/2025	6	5	83.33
8	05/03/2025	6	5	83.33
9	29/03/2025	6	5	83.33

C. COMMITTEE MEETINGS

Number of meetings held

21

S. No.	Type of meeting	Date of meeting	Total Number of Members as on the date of the meeting	Attendance	
				Number of members attended	% of attendance
1	Audit Committee	25/04/2024	4	4	100
2	Audit Committee	12/08/2024	4	4	100
3	Audit Committee	29/08/2024	4	4	100
4	Audit Committee	22/10/2024	4	4	100
5	Audit Committee	10/01/2025	4	4	100
6	Audit Committee	29/01/2025	4	4	100
7	Audit Committee	05/03/2025	4	4	100
8	Audit Committee	29/03/2025	4	4	100
9	Nomination and Remuneration Committee	12/08/2024	4	4	100
10	Nomination and Remuneration Committee	29/08/2024	4	4	100

D. *ATTENDANCE OF DIRECTORS

S. No.	Name of the director	Board Meetings			Committee Meetings			Whether attended AGM held on
		Number of Meetings which director was entitled to attend	Number of Meetings attended	% of attendance	Number of Meetings which director was entitled to attend	Number of Meetings attended	% of attendance	
								(Y/N/NA)
1	VENKATESHW	9	9	100	16	16	100	
2	GYAN SUDHA	9	9	100	5	5	100	
3	LAKSMI KUM	9	9	100	16	16	100	
4	RAJESH RED	9	4	44.44	0	0	0	
5	SUBRAMANIA	7	7	100	12	12	100	
6	PANDU RANG	7	7	100	12	12	100	

X. *REMUNERATION OF DIRECTORS AND KEY MANAGERIAL PERSONNEL

☐ Nil

Number of Managing Director, Whole-time Directors and/or Manager whose remuneration details to be entered

1

S. No.	Name	Designation	Gross Salary	Commission	Stock Option/ Sweat equity	Others	Total Amount
1	VENKATESHWARA	Managing Director	84,613,000	0	0	0	84,613,000
	Total		84,613,000	0	0	0	84,613,000

Number of CEO, CFO and Company secretary whose remuneration details to be entered

2

S. No.	Name	Designation	Gross Salary	Commission	Stock Option/ Sweat equity	Others	Total Amount
1	B SHARAT CHAND	CFO	9,588,000	0	0	0	9,588,000
2	HANUMAN PRASA	Company Secretary	4,612,000	0	0	0	4,612,000
	Total		14,200,000	0	0	0	14,200,000

Number of other directors whose remuneration details to be entered

5

S. No.	Name	Designation	Gross Salary	Commission	Stock Option/ Sweat equity	Others	Total Amount
1	GYAN SUDHA MIS	Director	0	0	0	575,000	575,000
2	LAKSMI KUMARI C	Director	0	0	0	775,000	775,000
3	RAJESH REDDY P	Director	0	0	0	200,000	200,000

S. No.	Name	Designation	Gross Salary	Commission	Stock Option/ Sweat equity	Others	Total Amount
4	SUBRAMANIAMSU	Director	0	0	0	550,000	550,000
5	PANDU RANGA VI	Director	0	0	0	550,000	550,000
	Total		0	0	0	2,650,000	2,650,000

XI. MATTERS RELATED TO CERTIFICATION OF COMPLIANCES AND DISCLOSURES

* A. Whether the company has made compliances and disclosures in respect of applicable provisions of the Companies Act, 2013 during the year ☒ Yes ☐ No

B. If No, give reasons/observations

XII. PENALTY AND PUNISHMENT - DETAILS THEREOF

(A) DETAILS OF PENALTIES / PUNISHMENT IMPOSED ON COMPANY/DIRECTORS /OFFICERS ☐ Nil

1

Name of the company/ directors/ officers	Name of the court/ concerned Authority	Date of Order	Name of the Act and section under which penalised / punished	Details of penalty/ punishment	Details of appeal (if any) including present status
Olectra Greentech	Sangeeta SakiaIns	14/11/2024	Delay in payment of	Penalty amount of	NA

(B) DETAILS OF COMPOUNDING OF OFFENCES ☒ Nil

Name of the company/ directors/ officers	Name of the court/ concerned Authority	Date of Order	Name of the Act and section under which offence committed	Particulars of offence	Amount of compounding (in Rupees)

XIII. Whether complete list of shareholders, debenture holders has been enclosed as an attachment

☒ Yes ☐ No

XIV. COMPLIANCE OF SUB-SECTION (2) OF SECTION 92, IN CASE OF LISTED COMPANIES

In case of a listed company or a company having paid up share capital of Ten Crore rupees or more or turnover of Fifty Crore rupees or more, details of company secretary in whole time practice certifying the annual return in Form MGT-8.

Name

M/s Puttaparthi Jagannadham & Co

Whether associate or fellow

☐ Associate ☒ Fellow

Certificate of practice number

16041

I/We certify that:

(a) The return states the facts, as they stood on the date of the closure of the financial year aforesaid correctly and adequately.

(b) Unless otherwise expressly stated to the contrary elsewhere in this Return, the Company has complied with all the provisions of the Act during the financial year.

Declaration

I am Authorised by the Board of Directors of the company vide resolution no. ... dated

(DD/MM/YYYY) to sign this form and declare that all the requirements of the Companies Act, 2013 and the rules made thereunder in respect of the subject matter of this form and matters incidental thereto have been complied with. I further declare that:

1. Whatever is stated in this form and in the attachments thereto is true, correct and complete and no information material to the subject matter of this form has been suppressed or concealed and is as per the original records maintained by the company.
2. All the required attachments have been completely and legibly attached to this form.

Note: Attention is also drawn to the provisions of Section 447, section 448 and 449 of the Companies Act, 2013 which provide for punishment for fraud, punishment for false statement and punishment for false evidence respectively.

To be digitally signed by

Director

DIN of the director

To be digitally signed by☐ Company Secretary☒ Company secretary in practice

Membership number

Certificate of practice number

Attachments

1. List of share holders, debenture holders
2. Approval letter for extension of AGM;
3. Copy of MGT-8;
4. Optional Attachment(s), if any

List of attachments

This eForm has been taken on file maintained by the Registrar of Companies through electronic mode and on the basis of statement of correctness given by the company

