



# Olectra Greentech Limited

29<sup>th</sup> May, 2026

To BSE Limited Phiroze Jeejeebhoy Towers, Dalal Street, Mumbai-400 001 <u>Scrip Code</u> ; <b>532439</b>	To National Stock Exchange of India Ltd Exchange Plaza, 5 <sup>th</sup> Floor, Plot No. C/1, G Block, Bandra Kurla Complex, Bandra (E) Mumbai-400 051 <u>Symbol</u> ; <b>OLECTRA</b>
--	---

Dear Sir/Madam,

**Sub: Outcome of the Board Meeting and submission of Financial Results:**

Pursuant to Regulation 30, 33 and other applicable provisions of the SEBI (Listing Obligations and Disclosure Requirements) Regulations, 2015, we wish to inform you that the Board of Directors of the Company at their meeting held on 29<sup>th</sup> May, 2026, have inter-alia;

- i) Approved the Audited Financial Results (Standalone & Consolidated) for the quarter and year ended 31<sup>st</sup> March, 2026 and taken on record the auditors' report for the financial year ended 31<sup>st</sup> March, 2026.
- ii) Recommended the final dividend at the rate of 15% (i.e. Rs. 0.60/- only) per equity share of Rs 4.00/- (Rupees Four only) each fully paid-up, subject to approval of the shareholders of the Company, which if approved, shall be paid within thirty days from the conclusion of the Annual General Meeting of the Company. The date of book closure for the purpose of final dividend shall be intimated in due course of time.

In this regard, please find enclosed copies of the;

- Audited Financial Results (Standalone & Consolidated) for the quarter and year ended 31<sup>st</sup> March, 2026.
- Statement of Assets and Liabilities (Standalone & Consolidated) as at 31<sup>st</sup> March, 2026.
- Auditors Report on Financial Results (Standalone & Consolidated) for the financial year ended 31<sup>st</sup> March, 2026.
- Declaration under Regulation 33(3)(d) of SEBI (Listing Obligations and Disclosure Requirements) Regulations, 2015.





Olectra Greentech

Kindly note that Board Meeting commenced at 04:52 P.M (IST) and ended at 06:00 P.M (IST).

This is for your information and necessary records.

Yours faithfully,

**For Olectra Greentech Limited**



**P Hanuman Prasad**

**Vice President-Company Secretary & Legal**

Encl: As above



# Olectra Greentech Limited

29<sup>th</sup> May, 2026

To BSE Limited Phiroze Jeejeebhoy Towers, Dalal Street, Mumbai-400 001 <u>Scrip Code; 532439</u>	To National Stock Exchange of India Ltd Exchange Plaza, 5 <sup>th</sup> Floor, Plot No. C/1, G Block, Bandra Kurla Complex, Bandra (E) Mumbai-400 051 <u>Symbol; OLECTRA</u>
--	---

Dear Sir/Madam,

**Sub: Corporate Action – Final Dividend Recommendation for FY 2025-26.**

The Board of Directors of the Company in their meeting held on 29<sup>th</sup> May, 2026 have recommended the final dividend at the rate of 15% (i.e. Rs. 0.60/- only) per equity share of Rs 4.00/- (Rupees Four only) each fully paid-up, subject to approval of the shareholders of the Company, which if approved, shall be paid within thirty days from the conclusion of the Annual General Meeting of the Company.

Further, pursuant to Regulation 42 of the SEBI (Listing Obligations and Disclosure Requirements), 2015, the date of book closure for the purpose of final dividend shall be intimated in due course of time.

The Board Meeting commenced at 04:52 P.M and concluded at 06:00 P.M (IST).

This is for your information and records.

Thanking You,  
Yours faithfully,

**For Olectra Greentech Limited**



**P. Hanuman Prasad**  
**Vice President-Company Secretary & Legal**



# Olectra Greentech Limited

## Olectra Greentech Limited

(CIN: L34100TG2000PLC035451 )-Email ID: Info@olectra.com - www.olectra.com

Registered office: S-22, 3rd Floor, Technocrat Industrial Estate, Balanagar, Hyderabad - 500037, Telangana; Tel:040-46989999

### STATEMENT OF STANDALONE FINANCIAL RESULTS FOR THE QUARTER AND YEAR ENDED 31 MARCH,2026

All amounts in Indian Rupees Lakhs

Sl. No	Particulars	Quarter Ended			Year Ended	
		31.03.2026 (Audited)	31.12.2025 (Un audited)	31.03.2025 (Audited)	31.03.2026 (Audited)	31.03.2025 (Audited)
1	2	3	4	5	6	7
1	<b>Income</b>					
	(a) Revenue from operations	63,521.72	65,440.42	43,796.91	2,27,422.75	1,76,305.86
	(b) Other Income	78.47	345.51	420.50	1,388.02	1,185.89
	<b>Total Income</b>	<b>63,600.19</b>	<b>65,785.93</b>	<b>44,217.41</b>	<b>2,28,810.77</b>	<b>1,77,491.75</b>
2	<b>Expenses</b>					
	(a) Cost of materials consumed	46,194.74	49,926.60	33,218.80	1,71,795.28	1,33,133.24
	(b) Purchases of stock - in - trade	-	-	-	-	-
	(c) Changes in inventories of finished goods,work-in-progress and stock-in trade	1,061.17	2,416.16	349.54	3,246.15	572.79
	(d) Power & Fuel	405.63	451.30	286.33	1,513.50	1,309.06
	(e) Testing & other operating expenses	2,293.98	1,061.35	1,039.52	5,352.00	4,116.94
	(f) Employee Benefit Expenses	2,185.45	1,935.59	2,551.32	9,525.13	8,888.58
	(g) Finance costs	1,634.32	1,924.81	1,641.37	5,927.72	4,700.95
	(h) Depreciation and amortization expense	1,117.61	922.81	780.99	3,718.49	2,891.08
	(i) Other Expenses	1,519.07	767.10	1,118.99	4,018.09	3,255.74
	<b>Total Expenses</b>	<b>56,411.97</b>	<b>59,405.72</b>	<b>40,986.86</b>	<b>2,05,096.36</b>	<b>1,58,868.38</b>
3	<b>Profit/(loss) before exceptional items and tax ( 1 - 2)</b>	<b>7,188.22</b>	<b>6,380.21</b>	<b>3,230.55</b>	<b>23,714.41</b>	<b>18,623.37</b>
4	Exceptional items	-	-	-	-	-
5	<b>Profit / (loss) before tax ( 3 - 4)</b>	<b>7,188.22</b>	<b>6,380.21</b>	<b>3,230.55</b>	<b>23,714.41</b>	<b>18,623.37</b>
6	Tax Expense:					
	(a) Current tax	2,098.87	1,266.48	440.40	6,206.51	5,134.97
	(b) Deferred Tax charge/(credit)	(93.13)	401.83	41.68	96.33	(784.70)
	(c) Tax for earlier years	122.32	-	316.62	122.32	316.62
	<b>Total Tax Expense</b>	<b>2,128.06</b>	<b>1,668.31</b>	<b>798.70</b>	<b>6,425.16</b>	<b>4,666.89</b>
7	<b>Net Profit after tax ( 5-6)</b>	<b>5,060.16</b>	<b>4,711.90</b>	<b>2,431.85</b>	<b>17,289.25</b>	<b>13,956.48</b>
8	<b>Other Comprehensive income - not reclassifiable to P&amp;L ( net of tax)</b>	<b>(24.63)</b>	<b>4.62</b>	<b>18.21</b>	<b>49.76</b>	<b>18.21</b>
9	<b>Total Comprehensive income ( 7+ 8)</b>	<b>5,035.53</b>	<b>4,716.52</b>	<b>2,450.06</b>	<b>17,339.01</b>	<b>13,974.69</b>
10	Paid up equity share capital (Face value of Rs.4/- each)	3,283.23	3,283.23	3,283.23	3,283.23	3,283.23
11	Other equity				1,19,290.40	1,02,279.71
12	<b>Earnings per share in Rupees (Face value of Rs.4/- each)* :</b>					
	(a) Basic	6.16	5.74	2.96	21.06	17.00
	(a) Diluted	6.16	5.74	2.96	21.06	17.00
		(Not annualised)	(Not annualised)	(Not annualised)		





# Olectra Greentech Limited


## Notes:

- 1 The above audited standalone financial results were reviewed by the audit committee and thereafter approved at the meeting of the Board of Directors held on 29th May, 2026. The auditors have issued unqualified audit opinion on these results.
- 2 The above Standalone financial results of the Company have been prepared in accordance with the Indian Accounting Standards ("Ind AS") as prescribed under section 133 of the Companies Act, 2013 read with Companies (Indian Accounting Standard) Rules, 2015, as amended.
- 3 Segment reporting: In line with the provisions of Ind AS 108, the operations of the Company fall primarily under manufacturing of Composite Polymer Insulators which has been renamed as "Energy Division" & Electric Vehicles which includes e-buses & e-trucks, has been renamed as "Mobility Division" and accordingly considered under reportable segments by the management.
- 4 The Government of India has consolidated 29 existing labour legislations into a united framework comprising four Labour Code viz Code on wages 2019, Code on Social Security 2020, Industrial Relation Code 2020, and Occupational Safety, Health and Working Condition Code 2020 (collectively referred to as the New Labour Codes. These Codes have been made effective from November 21, 2025.  
The Company has assessed the implications of the New Labour Codes and has recognised incremental cost towards employee benefits during the year ended 31 March 2026 which is not material. The Company continues to monitor the developments pertaining to the implementation of New Labour Codes, including related rules there to and the impact of these will be accounted with applicable accounting standards.
- 5 The figures of the quarter ended March 31, 2026 and March 31, 2025 are the balancing figures between audited figures in respect of the full financial year (s) and the published unaudited year to date figures upto the third quarter of the respective financial year(s) which were subjected to a limited review by the statutory auditors of the Company.
- 6 The Board of Directors have recommended a dividend of Rs 0.60 per share (Face value of Rs 4/- each) for the year ended March 31, 2026, subject to approval by the shareholders in the ensuing annual general meeting.
- 7 The previous period figures have been regrouped / reclassified, wherever necessary to conform to the current period presentation.

Place: Hyderabad  
Date: 29th May, 2026



For Olectra Greentech Limited

  
Mahesh Babu Subramanian  
Managing Director  
DIN: 08736697



# Olectra Greentech Limited

## Olectra Greentech Limited

(CIN: L34100TG2000PLC035451 )-Email ID: Info@olectra.com - www.olectra.com

Registered office: S-22, 3rd Floor, Technocrat Industrial Estate, Balanagar, Hyderabad - 500037, Telangana; Tel:040-46989999

### Standalone Segment Revenue, Results and Capital Employed

All amounts in Indian Rupees Lakhs

Sl. No	Particulars	Quarter Ended			Year Ended	
		31.03.2026 (Audited)	31.12.2025 (Un audited)	31.03.2025 (Audited)	31.03.2026 (Audited)	31.03.2025 (Audited)
	<b>Segment wise revenue and results:</b>					
1	<b>Segment revenue:</b>					
	a) Energy Division	10,552.16	8,957.06	5,433.78	32,544.29	18,010.83
	b) Mobility Division	52,969.56	56,483.36	38,363.13	1,94,878.46	1,58,295.03
	<b>Total</b>	<b>63,521.72</b>	<b>65,440.42</b>	<b>43,796.91</b>	<b>2,27,422.75</b>	<b>1,76,305.86</b>
	Less: Inter- segment revenues	-	-	-	-	-
	<b>Net revenue from operations</b>	<b>63,521.72</b>	<b>65,440.42</b>	<b>43,796.91</b>	<b>2,27,422.75</b>	<b>1,76,305.86</b>
2	<b>Segment results:</b> (Profit before Tax & Interest)					
	a) Energy Division	3,997.76	2,897.20	1,266.58	11,228.13	4,604.72
	b) Mobility Division	4,824.78	5,407.82	3,597.00	18,405.59	18,685.78
	<b>Total</b>	<b>8,822.54</b>	<b>8,305.02</b>	<b>4,863.58</b>	<b>29,633.72</b>	<b>23,290.50</b>
	Less: Interest	1,634.32	1,924.81	1,641.37	5,927.72	4,700.95
	Less: Unallocable expenditure/(income) (net)	-	-	(8.34)	(8.41)	(33.82)
	<b>Total profit before tax</b>	<b>7,188.22</b>	<b>6,380.21</b>	<b>3,230.55</b>	<b>23,714.41</b>	<b>18,623.37</b>
3	<b>Segment assets:</b>					
	a) Energy Division	33,981.87	26,241.53	18,852.08	33,981.87	18,852.08
	b) Mobility Division	2,03,211.05	1,99,335.58	1,80,031.20	2,03,211.05	1,80,031.20
	c) Unallocated	15,167.62	20,293.07	13,604.53	15,167.62	13,604.53
	<b>Total</b>	<b>2,52,360.54</b>	<b>2,45,870.18</b>	<b>2,12,487.81</b>	<b>2,52,360.54</b>	<b>2,12,487.81</b>
4	<b>Segment liabilities:</b>					
	a) Energy Division	9,556.95	14,024.12	11,878.42	9,556.95	11,878.42
	b) Mobility Division	1,12,949.31	1,04,211.16	89,271.77	1,12,949.31	89,271.77
	c) Unallocated	7,280.65	10,096.80	5,774.68	7,280.65	5,774.68
	<b>Total</b>	<b>1,29,786.91</b>	<b>1,28,332.08</b>	<b>1,06,924.87</b>	<b>1,29,786.91</b>	<b>1,06,924.87</b>
5	<b>Capital Employed (3-4)</b>					
	a) Energy Division	24,424.92	12,217.41	6,973.66	24,424.92	6,973.66
	b) Mobility Division	90,261.74	95,124.42	90,759.43	90,261.74	90,759.43
	c) Unallocated	7,886.97	10,196.27	7,829.85	7,886.97	7,829.85
	<b>Total</b>	<b>1,22,573.63</b>	<b>1,17,538.10</b>	<b>1,05,562.94</b>	<b>1,22,573.63</b>	<b>1,05,562.94</b>

Place: Hyderabad  
Date: 29th May, 2026



For Olectra Greentech Limited

*(Signature)*  
Maresh Babu Subramanian  
Managing Director  
DIN: 08736697



# Olectra Greentech Limited

**Olectra Greentech Limited**  
(CIN: L34100TG2000PLC035451 )-Email ID: Info@olectra.com - www.olectra.com

Registered office: S-22, 3rd Floor, Technocrat Industrial Estate, Balanagar, Hyderabad - 500037, Telangana; Tel:040-46989999  
Standalone Statement of Assets & Liabilities

Particulars	All amounts in Indian Rupees Lakhs	
	As at 31-03-2026 (Audited)	As at 31-03-2025 (Audited)
<b>ASSETS</b>		
<b>Non current assets</b>		
Property, Plant and Equipment	50,415.52	27,389.36
Capital work in progress	8,237.28	18,685.66
Intangible assets	996.92	1,399.67
Financial assets		
Investments	12,271.64	10,477.90
Others	6,013.06	2,255.97
Other non-current assets	2,088.81	1,762.03
<b>Total non current assets</b>	<b>80,023.23</b>	<b>61,970.59</b>
<b>Current assets</b>		
Inventories	24,692.94	28,995.67
Financial assets		
Trade receivables	98,111.19	68,930.63
Cash and cash equivalents	873.76	330.04
Other bank balances	16,011.80	16,462.44
Loans	270.57	659.94
Others	3,743.09	4,811.93
Current tax assets	2,085.34	2,276.82
Other current assets	26,548.62	28,049.75
<b>Total current assets</b>	<b>1,72,337.31</b>	<b>1,50,517.22</b>
<b>Total assets</b>	<b>2,52,360.54</b>	<b>2,12,487.81</b>
<b>EQUITY AND LIABILITIES</b>		
<b>Equity</b>		
Equity share capital	3,283.23	3,283.23
Other equity	1,19,290.40	1,02,279.71
<b>Total equity</b>	<b>1,22,573.63</b>	<b>1,05,562.94</b>
<b>Non current liabilities</b>		
Financial Liabilities		
Borrowings	15,966.68	14,169.66
Provisions	5,000.18	4,423.79
Deferred tax liabilities, net	752.78	639.71
<b>Total non current liabilities</b>	<b>21,719.64</b>	<b>19,233.16</b>
<b>Current liabilities</b>		
Financial Liabilities		
Borrowings	18,802.72	6,598.86
Provisions	104.47	41.16
Trade payables	73,488.44	65,287.88
Other financial liabilities	6,594.08	8,888.14
Other current liabilities	2,549.69	1,740.70
Current Tax Liabilities (Net)	6,527.87	5,134.97
	<b>1,08,067.27</b>	<b>87,691.71</b>
<b>Total liabilities</b>	<b>1,29,786.91</b>	<b>1,06,924.87</b>
<b>Total equity and liabilities</b>	<b>2,52,360.54</b>	<b>2,12,487.81</b>




# Olectra Greentech Limited

## Olectra Greentech Limited

(CIN: L34100TG2000PLC035451) - Email ID: Info@olectra.com - www.olectra.com

Registered office: S-22, 3rd Floor, Technocrat Industrial Estate, Balanagar, Hyderabad - 500037, Telangana; Tel: 040-46989999

### Standalone Statement of Cashflows for the year ended 31st March 2026

All amounts in Indian Rupees Lakhs

Particulars	Year Ended	
	31-03-2026	31-03-2025
<b>I. Cash flows from operating activities</b>		
Profit before tax	23,714.41	18,623.37
Adjustments to reconcile profit before tax to net cash flows:		
Depreciation and amortisation	3,718.49	2,891.08
Finance income (including fair value change in financial instruments)	(1,108.24)	(1,085.66)
Finance costs (including fair value change in financial instruments)	5,927.72	4,700.95
Re-measurement losses on defined benefit plans	66.50	24.34
<b>Operating profit before working capital changes</b>	<b>32,318.88</b>	<b>25,154.08</b>
Changes in working capital:		
Adjustment for (increase)/ decrease in operating assets		
Trade receivables	(29,180.56)	(17,824.79)
Inventories	4,302.73	(7,376.83)
Loans - Non current	29.07	389.37
Loans - current	389.37	116.86
Other financial assets - current & non current	(2,717.32)	(1,880.33)
Other assets - current	1,501.13	(12,408.23)
Other assets - non current	(326.78)	(762.03)
Adjustment for increase/(decrease) in operating liabilities		
Trade payables	8,200.56	27,636.40
Other financial liabilities - current	(2,622.38)	171.69
Other current liabilities	808.99	152.47
Provisions	639.70	1,008.42
<b>Cash generated from operations</b>	<b>13,343.39</b>	<b>14,377.08</b>
Income taxes paid	(4,744.45)	(1,505.67)
<b>Net cash generated from/(used in) operating activities</b>	<b>8,598.94</b>	<b>12,871.41</b>
<b>II. Cash flows from investing activities</b>		
Purchase of property, plant and equipment and intangibles (including capital work in progress)	(15,893.52)	(17,681.14)
(Investments in)/ redemption of bank deposits (having original maturity of more than three months) - net	450.64	(244.41)
(Investment)/ redemption of Investments	(1,793.74)	(6,244.09)
Interest received (finance income)	1,108.24	1,085.66
<b>Net cash generated from investing activities</b>	<b>(16,128.38)</b>	<b>(23,083.98)</b>
<b>III. Cash flows from financing activities</b>		
Proceeds from/ (repayment of) long-term borrowings, net	5,399.65	13,751.22
Proceeds from/ (repayment of) short-term borrowings, net	8,601.23	1,177.96
Interest paid	(5,927.72)	(4,700.95)
<b>Net cash flows from/ (used in) financing activities</b>	<b>8,073.16</b>	<b>10,228.23</b>
<b>Net increase/(decrease) in cash and cash equivalents (I+II+III)</b>	<b>543.72</b>	<b>15.66</b>
Cash and cash equivalents at the beginning of the period	330.04	314.38
<b>Cash and cash equivalents at the end of the period</b>	<b>873.76</b>	<b>330.04</b>
Note:		
Cash and cash equivalents comprise:		
Cash on hand	0.67	0.92
Balances with banks:		
- in current accounts	873.09	329.12
	<b>873.76</b>	<b>330.04</b>



Registered Office : S-22, 3rd Floor, Technocrat Industrial Estate, Balanagar,  
Hyderabad - 500037, Telangana, India. Tel : +040-46989999  
CIN : L34100TG2000PLC035451, E-mail : Info@olectra.com, www.olectra.com



# SARATH & ASSOCIATES

## CHARTERED ACCOUNTANTS

Independent Auditors' Report on Audited Standalone Financial Results for Quarter and Year ended 31<sup>st</sup> March 2026 of M/s Olectra Greentech Limited pursuant to the Regulation 33 of the SEBI (Listing Obligations and Disclosure Requirements) Regulations, 2015, as amended

To  
The Board of Directors of  
M/s Olectra Greentech Limited  
Hyderabad

**Report on the Audit of the Standalone Financial Results**

### Opinion

We have audited the accompanying standalone quarterly financial results of Olectra Greentech Limited ("The Company") for the quarter ended 31<sup>st</sup> March 2026 and the year-to-date results for the period from 1<sup>st</sup> April 2025 to 31<sup>st</sup> March 2026 (Hereinafter referred to as "Standalone Financial Results"), attached herewith, being submitted by the company pursuant to the requirement of Regulation 33 of the SEBI (Listing Obligations and Disclosure Requirements) Regulations, 2015, as amended ("LODR Regulations").

In our opinion and to the best of our information and according to the explanations given to us these Standalone Financial results:

- i. are presented in accordance with the requirements of Regulation 33 of the LODR regulations in this regard; and
- ii. give a true and fair view in conformity with the recognition and measurement principles laid down in the applicable accounting standards and other accounting principles generally accepted in India of the net profit and other comprehensive Income and other financial information for the quarter ended 31<sup>st</sup> March 2026 as well as the year-to-date results for the period from 1<sup>st</sup> April 2025 to 31<sup>st</sup> March 2026.

### Basis for Opinion

We conducted our audit in accordance with the Standards on Auditing (SAs) specified under section 143(10) of the Companies Act, 2013 (the Act). Our responsibilities under those Standards are further described in the *Auditor's Responsibilities for the Audit of the Standalone Financial Results* section of our report. We are independent of the Company in accordance with the Code of Ethics issued by the Institute of Chartered Accountants of India together with the ethical requirements that are relevant to our audit of the financial results under the provisions of the Companies Act, 2013 and the Rules thereunder, and we have fulfilled our other ethical responsibilities in accordance with these requirements and the Code of Ethics. We believe that the audit evidence we have obtained is sufficient and appropriate to provide a basis for our opinion.

### Management's Responsibilities for the Standalone Financial Results

These standalone financial results have been prepared on the basis of the standalone annual financial statements. The Company's Board of Directors are responsible for the preparation of these financial results that give a true and fair view of the net profit and other comprehensive income and other financial information in accordance with the recognition and measurement principles laid down in Indian Accounting Standards prescribed under Section 133 of the Act read with relevant rules issued thereunder and other accounting principles generally accepted in India and in compliance with Regulation 33 of the LODR Regulations. This responsibility also includes maintenance of adequate



**Head Office:** 4th Floor, Maas Heights, 8-2-577/B, Road No. 8, Banjara Hills, Hyderabad - 500034.  
Mobile : +91 98491 69856, Ph: +91 40 23354322, 23357090, e-mail : info@sarathcas.in

**Branch Offices : MUMBAI, DELHI, CHENNAI, VIJAYAWADA & BENGALURU**

policies; making judgments and estimates that are reasonable and prudent; and design, implementation and maintenance of adequate internal financial controls that were operating effectively for ensuring the accuracy and completeness of the accounting records, relevant to the preparation and presentation of the standalone financial results that give a true and fair view and are free from material misstatement, whether due to fraud or error.

In preparing the standalone financial results, the Board of Directors are responsible for assessing the Company's ability to continue as a going concern, disclosing, as applicable, matters related to going concern and using the going concern basis of accounting unless the Board of Directors either intends to liquidate the Company or to cease operations, or has no realistic alternative but to do so.

The Board of Directors are also responsible for overseeing the Company's financial reporting process.

#### **Auditor's Responsibilities for the Audit of the Standalone Financial Results**

Our objectives are to obtain reasonable assurance about whether the standalone financial results as a whole are free from material misstatement, whether due to fraud or error, and to issue an auditor's report that includes our opinion. Reasonable assurance is a high level of assurance, but is not a guarantee that an audit conducted in accordance with SAs will always detect a material misstatement when it exists. Misstatements can arise from fraud or error and are considered material if, individually or in the aggregate, they could reasonably be expected to influence the economic decisions of users taken on the basis of these standalone financial results.

As part of an audit in accordance with SAs, we exercise professional judgment and maintain professional skepticism throughout the audit. We also:

- Identify and assess the risks of material misstatement of the standalone financial results, whether due to fraud or error, design and perform audit procedures responsive to those risks, and obtain audit evidence that is sufficient and appropriate to provide a basis for our opinion. The risk of not detecting a material misstatement resulting from fraud is higher than for one resulting from error, as fraud may involve collusion, forgery, intentional omissions, misrepresentations, or the override of internal control.
- Obtain an understanding of internal control relevant to the audit in order to design audit procedures that are appropriate in the circumstances, but not for the purpose of expressing an opinion on the effectiveness of the company's internal control.
- Evaluate the appropriateness of accounting policies used and the reasonableness of accounting estimates and related disclosures made by the Board of Directors.
- Conclude on the appropriateness of the Board of Directors' use of the going concern basis of accounting and, based on the audit evidence obtained, whether a material uncertainty exists related to events or conditions that may cast significant doubt on the Company's ability to continue as a going concern. If we conclude that a material uncertainty exists, we are required to draw attention in our auditor's report to the related disclosures in the financial results or, if such disclosures are inadequate, to modify our opinion. Our conclusions are based on the audit evidence obtained up to the date of our auditor's report. However, future events or conditions may cause the Company to cease to continue as a going concern.
- Evaluate the overall presentation, structure and content of the standalone financial results, including the disclosures, and whether the financial results represent the underlying transactions and events in a manner that achieves fair presentation.

Materiality is the magnitude of misstatements in the Standalone Financial Results that, individually or in aggregate, makes it probable that the economic decisions of a reasonable knowledgeable user of the Standalone Financial Results may be influenced. We consider quantitative materiality and qualitative factors in (i) planning the scope of our audit and in evaluating results of our work; and (ii) to evaluate the effect of any identified misstatements in Standalone Financial Results.





We communicate with those charged with governance regarding, among other matters, the planned scope and timing of the audit and significant audit findings, including any significant deficiencies in internal control that we identify during our audit.

We also provide those charged with governance with a statement that we have complied with relevant ethical requirements regarding independence, and to communicate with them all relationships and other matters that may reasonably be thought to bear on our independence, and where applicable, related safeguards.

**Other Matter**

The Standalone Financial Results include the results for the quarter ended March 31, 2026 being the balancing figures between the audited figures in respect of the full financial year and the published unaudited year to date figures up to the third quarter of the current financial year, which were subject to limited review by us as required under the listing regulations.

**For Sarath & Associates  
Chartered Accountants  
Firm Regn No. 005120S**

**CA S Srinivas  
Partner  
M. No: 202471**

**UDIN: 26202471DLWRZN7020**

**Place: Hyderabad  
Date: 29<sup>th</sup> May 2026**



# Olectra Greentech Limited

## Olectra Greentech Limited

(CIN: L34100TG2000PLC035451) - Email ID: Info@olectra.com - www.olectra.com

Registered office: S-22, 3rd Floor, Technocrat Industrial Estate, Balanagar, Hyderabad - 500037, Telangana; Tel:040-46989999

### STATEMENT OF CONSOLIDATED FINANCIAL RESULTS FOR THE QUARTER AND YEAR ENDED 31 MARCH, 2026

Sl. No	Particulars	All amounts in Indian Rupees Lakhs				
		Quarter Ended			Year ended	
		31.03.2026 (Audited)	31.12.2025 (Un Audited)	31.03.2025 (Audited)	31.03.2026 (Audited)	31.03.2025 (Audited)
1	2	3	4	5	6	7
1	<b>Income</b>					
	(a) Revenue from operations	64,472.10	66,359.99	44,891.89	2,31,216.78	1,80,189.68
	(b) Other Income	118.46	350.45	452.52	1,434.51	1,231.70
	<b>Total Income</b>	<b>64,590.56</b>	<b>66,710.44</b>	<b>45,344.41</b>	<b>2,32,651.29</b>	<b>1,81,421.38</b>
2	<b>Expenses</b>					
	(a) Cost of materials consumed	46,484.02	49,926.60	33,219.98	1,72,232.95	1,33,566.93
	(b) Purchases of stock - in - trade	-	-	-	-	-
	(c) Changes in inventories of finished goods, work-in-progress and stock-in trade	1,061.18	2,416.16	349.54	3,246.16	572.79
	(d) Power & Fuel	886.27	435.48	295.05	2,043.25	1,371.03
	(e) Testing & other operating expenses	2,265.81	1,432.91	1,586.18	6,729.63	6,054.18
	(f) Employee Benefit Expenses	2,278.30	2,041.74	2,649.88	9,895.39	9,255.83
	(g) Finance costs	1,537.38	2,015.06	1,959.67	6,134.74	5,115.34
	(h) Depreciation and amortization expense	1,101.46	1,287.70	949.51	4,479.09	3,728.17
	(i) Other Expenses	1,532.59	785.09	1,138.31	4,082.47	3,308.00
	<b>Total Expenses</b>	<b>57,147.01</b>	<b>60,340.74</b>	<b>42,148.12</b>	<b>2,08,843.68</b>	<b>1,62,972.27</b>
3	<b>Profit/(loss) before share of profit/(loss) of associates, exceptional items and tax (1 - 2)</b>	<b>7,443.55</b>	<b>6,369.70</b>	<b>3,196.29</b>	<b>23,807.61</b>	<b>18,449.11</b>
4	Share of profit/(loss) of associates	537.72	37.67	(270.88)	806.67	339.27
5	<b>Profit/(loss) before exceptional items and tax (3 + 4)</b>	<b>7,981.27</b>	<b>6,407.37</b>	<b>2,925.41</b>	<b>24,614.28</b>	<b>18,788.38</b>
6	Exceptional items	-	-	-	-	-
7	<b>Profit / (loss) before tax (5 - 6)</b>	<b>7,981.27</b>	<b>6,407.37</b>	<b>2,925.41</b>	<b>24,614.28</b>	<b>18,788.38</b>
8	<b>Tax Expense:</b>					
	(a) Current tax	2,098.87	1,266.48	440.40	6,206.51	5,134.97
	(b) Deferred Tax charge/(credit)	20.93	473.23	99.71	332.56	(584.21)
	(b) Tax for earlier years	122.32	-	316.62	122.32	316.62
	<b>Total Tax Expense</b>	<b>2,242.12</b>	<b>1,739.71</b>	<b>856.73</b>	<b>6,661.39</b>	<b>4,867.38</b>
9	<b>Net Profit after tax (7 - 8)</b>	<b>5,739.15</b>	<b>4,667.66</b>	<b>2,068.68</b>	<b>17,952.89</b>	<b>13,921.00</b>
10	Profit/(Loss) attributable to non controlling interest	187.04	27.95	(31.53)	203.47	32.35
11	<b>Profit/(Loss) attributable to equity holders of the Parent</b>	<b>5,552.11</b>	<b>4,639.71</b>	<b>2,100.21</b>	<b>17,749.42</b>	<b>13,888.65</b>
12	<b>Other Comprehensive income - not reclassifiable to P&amp;L ( net of tax)</b>	<b>3.06</b>	<b>4.62</b>	<b>18.21</b>	<b>77.45</b>	<b>18.21</b>
13	<b>Total Comprehensive income ( 9 + 12)</b>	<b>5,742.21</b>	<b>4,672.28</b>	<b>2,086.89</b>	<b>18,030.34</b>	<b>13,939.21</b>
14	Total comprehensive income attributable to non controlling interest	187.04	27.95	(31.53)	203.47	32.35
15	<b>Total comprehensive income attributable to equity holders of the Parent (13 - 14)</b>	<b>5,555.17</b>	<b>4,644.33</b>	<b>2,118.42</b>	<b>17,826.87</b>	<b>13,906.86</b>
16	Paid up equity share capital (Face value of Rs.4/- each)	3,283.23	3,283.23	3,283.23	3,283.23	3,283.23
17	Other equity				1,19,475.02	1,01,643.07
18	<b>Earnings per share in Rupees (Face value of Rs.4/- each)* :</b>					
	(a) Basic	6.76	5.65	2.56	21.62	16.92
	(a) Diluted	6.76	5.65	2.56	21.62	16.92
		(Not annualised)	(Not annualised)	(Not annualised)		

*[Handwritten Signature]*



# Olectra Greentech Limited


**Notes:**

- 1 The above consolidated audited financial results of Olectra Greentech Limited ("the Company") including its subsidiaries (Collectively known as "the Group"), its associates and joint venture (as mentioned in note 3) were reviewed by the audit committee and thereafter approved at the meeting of the Board of Directors held on 29th May, 2026. The auditors have issued unqualified audit opinion on these results.
- 2 These consolidated financial results of the Group have been prepared in accordance with the Indian Accounting Standards ("Ind AS") as prescribed under section 133 of the Companies Act, 2013 read with Companies (Indian Accounting Standard) Rules, 2015, as amended.
- 3 The consolidated financial results include the results of the following entities:

Name of the Company	Country of Incorporation	Nature of Relationship	% of Holding
EVEY Trans (GTC) Private Limited	India	Subsidiary	51%
SSISPL-OGL-BYD Consortium	India	Joint Venture	100%
EVEY Trans (MHS) Private Limited	India	Associate	26%
EVEY Trans (UJJ) Private Limited	India	Associate	34%
EVEY Trans (SMC) Private Limited	India	Associate	26%
EVEY Trans (SIL) Private Limited	India	Associate	26%
EVEY Trans (JAB) Private Limited	India	Associate	26%
EVEY Trans (BLR) Private Limited	India	Associate	26%
EVEY Trans (TEL) Private Limited	India	Associate	26%
EVEY Trans (MAH) Private Limited	India	Associate	26%

- 4 Segment reporting: In line with the provisions of Ind AS 108, the operations of the Company fall primarily under manufacturing of Composite Polymer Insulators which has been renamed as "Energy Division" & Electric Vehicles which includes e-buses & e-trucks, has been renamed as "Mobility Division" and accordingly considered under reportable segments by the management.
- 5 The figures of the quarter ended March 31, 2026 and March 31, 2025 are the balancing figures between audited figures in respect of the full financial year (s) and the published unaudited year to date figures upto the third quarter of the respective financial year(s) which were subjected to a limited review by the statutory auditors of the Company.
- 6 The above consolidated results are after excluding revenues and profits from sale of buses by the Parent Company to its subsidiaries. The subsidiaries earn revenues by operating these buses for STU's and hence the same are capitalised in the books of subsidiaries. Therefore, the consolidated revenues and profits of the Group may be lower than the standalone revenues and profits.
- 7 The Government of India has consolidated 29 existing labour legislations into a united framework comprising four Labour Code viz Code on wages 2019, Code on Social Security 2020, Industrial Relation Code 2020, and Occupational Safety, Health and Working Condition Code 2020 (collectively referred to as the New Labour Codes. These Codes have been made effective from November 21, 2025.  
The Company has assessed the implications of the New Labour Codes and has recognised incremental cost towards employee benefits during the year ended 31 March 2026 which is not material. The Company continues to monitor the developments pertaining to the implementation of New Labour Codes, including related rules there to and the impact of these will be accounted with applicable accounting standards.
- 8 The Board of Directors have recommended a dividend of Rs 0.60 per share (Face value of Rs 4/- each) for the year ended March 31, 2026, subject to approval by the shareholders in the ensuing annual general meeting.
- 9 The previous year figures have been regrouped / reclassified, wherever necessary to conform to the current period presentation.

Place: Hyderabad  
Date: 29th May, 2026



For Olectra Greentech Limited

  
Mahesh Babu Subramanian  
Managing Director  
DIN: 08736697



# Olectra Greentech Limited

**Olectra Greentech Limited**  
(CIN: L34100TG2000PLC035451 )-Email ID: Info@olectra.com - www.olectra.com  
Registered office: S-22, 3rd Floor, Technocrat Industrial Estate, Balanagar, Hyderabad - 500037, Telangana;Tel:040-46989999  
Consolidated Segment Revenue, Results and Capital Employed

All amounts in Indian Rupees Lakhs

Sl. No	Particulars	Quarter Ended			Year Ended	
		31.03.2026 (Audited)	31.12.2025 (Un Audited)	31.03.2025 (Audited)	31.03.2026 (Audited)	31.03.2025 (Audited)
	<b>Segment wise revenue and results:</b>					
1	<b>Segment revenue:</b>					
	a) Energy Division	10,552.16	8,957.06	5,433.78	32,544.29	18,010.83
	b) Mobility Division	53,919.94	57,402.93	39,458.11	1,98,672.49	1,62,178.85
	<b>Total</b>	<b>64,472.10</b>	<b>66,359.99</b>	<b>44,891.89</b>	<b>2,31,216.78</b>	<b>1,80,189.68</b>
	Less: Inter -segment revenues	-	-	-	-	-
	<b>Net revenue from operations</b>	<b>64,472.10</b>	<b>66,359.99</b>	<b>44,891.89</b>	<b>2,31,216.78</b>	<b>1,80,189.68</b>
2	<b>Segment results: (Profit before Tax &amp; Interest)</b>					
	a) Energy Division	3,997.77	2,897.20	1,266.58	11,228.13	4,604.72
	b) Mobility Division	5,520.88	5,525.24	3,610.16	19,512.48	19,265.18
	<b>Total</b>	<b>9,518.65</b>	<b>8,422.43</b>	<b>4,876.74</b>	<b>30,740.61</b>	<b>23,869.90</b>
	Less: Interest	1,537.38	2,015.06	1,959.67	6,134.74	5,115.34
	Less: Unallocable expenditure/(income) (net)	-	-	(8.34)	(8.41)	(33.82)
	<b>Total profit before tax</b>	<b>7,981.27</b>	<b>6,407.37</b>	<b>2,925.41</b>	<b>24,614.28</b>	<b>18,788.38</b>
3	<b>Segment assets:</b>					
	a) Energy Division	33,981.87	26,241.53	18,852.08	33,981.87	18,852.08
	b) Mobility Division	2,10,300.45	2,06,929.41	1,87,790.07	2,10,300.45	1,87,790.07
	c) Unallocated	12,428.65	17,329.22	10,498.10	12,428.65	10,498.10
	<b>Total</b>	<b>2,56,710.97</b>	<b>2,50,500.16</b>	<b>2,17,140.25</b>	<b>2,56,710.97</b>	<b>2,17,140.25</b>
4	<b>Segment liabilities:</b>					
	a) Energy Division	9,556.95	14,024.12	11,878.42	9,556.95	11,878.42
	b) Mobility Division	1,15,621.86	1,08,317.42	93,507.29	1,15,621.86	93,507.30
	c) Unallocated	8,225.22	10,927.29	6,483.02	8,225.22	6,483.02
	<b>Total</b>	<b>1,33,404.03</b>	<b>1,33,268.83</b>	<b>1,11,868.73</b>	<b>1,33,404.03</b>	<b>1,11,868.74</b>
5	<b>Capital Employed (3-4)</b>					
	a) Energy Division	24,424.92	12,217.41	6,973.66	24,424.92	6,973.66
	b) Mobility Division	94,678.59	98,611.99	94,282.78	94,678.59	94,282.77
	d) Unallocated	4,203.43	6,401.93	4,015.08	4,203.43	4,015.08
	<b>Total</b>	<b>1,23,306.94</b>	<b>1,17,231.33</b>	<b>1,05,271.52</b>	<b>1,23,306.94</b>	<b>1,05,271.51</b>

Place: Hyderabad  
Date: 29th May, 2026



For Olectra Greentech Limited

**Mahesh Babu Subramanian**  
Managing Director  
DIN: 08736697



# Olectra Greentech Limited

## Olectra Greentech Limited

(CIN: L34100TG2000PLC035451 )-Email ID: Info@olectra.com - www.olectra.com

Registered office: S-22, 3rd Floor, Technocrat Industrial Estate, Balanagar, Hyderabad - 500037, Telangana, Tel:040-46989999

### Consolidated Statement of Assets & Liabilities

All amounts in Indian Rupees Lakhs

Particulars	As at 31-03-2026 (Audited)	As at 31-03-2025 (Audited)
<b>ASSETS</b>		
<b>Non current assets</b>		
Property, Plant and Equipment	56,363.20	34,081.00
Capital work in progress	8,237.27	18,685.67
Intangible assets	996.92	1,399.67
Financial assets		
Investments	9,439.43	7,276.66
Others	6,173.06	2,808.34
Other non-current assets	2,088.81	1,791.31
<b>Total non current assets</b>	<b>83,298.69</b>	<b>66,042.65</b>
<b>Current assets</b>		
Inventories	24,692.94	28,995.67
Financial assets		
Trade receivables	98,722.66	69,352.09
Cash and cash equivalents	963.19	566.53
Other bank balances	16,231.80	16,462.44
Loans	270.57	270.57
Others	3,749.45	4,885.07
Current tax assets	2,178.58	2,371.63
Other current assets	26,603.09	28,193.60
<b>Total current assets</b>	<b>1,73,412.28</b>	<b>1,51,097.60</b>
<b>Total assets</b>	<b>2,56,710.97</b>	<b>2,17,140.25</b>
<b>EQUITY AND LIABILITIES</b>		
<b>Equity</b>		
Equity share capital	3,283.23	3,283.23
Other equity	1,19,475.02	1,01,643.07
<b>Equity attributable to the equity holders of the Parent</b>	<b>1,22,758.25</b>	<b>1,04,926.30</b>
Non-controlling interest	548.69	345.22
<b>Total equity</b>	<b>1,23,306.94</b>	<b>1,05,271.52</b>
<b>Non current liabilities</b>		
Financial Liabilities		
Borrowings	17,041.50	14,169.66
Provisions	4,581.73	4,000.81
Deferred tax liabilities, net	1,697.35	1,348.05
<b>Total non current liabilities</b>	<b>23,320.58</b>	<b>19,518.52</b>
<b>Current liabilities</b>		
Financial Liabilities		
Borrowings	20,987.88	11,315.13
Provisions	104.97	41.16
Trade payables	73,482.18	65,497.15
Other financial liabilities	6,864.78	9,110.07
Other current liabilities	2,115.77	1,251.73
Current Tax Liabilities (Net)	6,527.87	5,134.97
<b>Total liabilities</b>	<b>1,10,083.45</b>	<b>92,350.21</b>
<b>Total equity and liabilities</b>	<b>1,33,404.03</b>	<b>1,11,868.73</b>
<b>Total equity and liabilities</b>	<b>2,56,710.97</b>	<b>2,17,140.25</b>




# Olectra Greentech Limited

## Olectra Greentech Limited

(CIN: L34100TG2000PLC035451) - Email ID: Info@olectra.com - www.olectra.com

Registered office: S-22, 3rd Floor, Technocrat Industrial Estate, Balanagar, Hyderabad - 500037, Telangana; Tel: 040-46989999

### Consolidated Statement of Cashflows for the year ended 31st March 2026

All amounts in Indian Rupees Lakhs

Particulars	Year ended	
	31-03-2026	31-03-2025
<b>I. Cash flows from operating activities</b>		
Profit before tax	24,614.28	18,788.38
Adjustments to reconcile profit before tax to net cash flows:		
Depreciation & Amortisation	4,479.09	3,728.17
Finance income (including fair value change in financial instruments)	(1,119.72)	(1,060.20)
Finance costs (including fair value change in financial instruments)	6,134.74	5,115.34
Re-measurement losses on defined benefit plans	94.19	24.34
<b>Operating profit before working capital changes</b>	<b>34,202.58</b>	<b>26,596.03</b>
Changes in working capital:		
Adjustment for (increase)/decrease in operating assets		
Trade receivables	(29,370.57)	(18,029.67)
Inventories	4,302.73	(7,376.83)
Other financial assets - current	(2,229.10)	(1,450.62)
Other assets - current	1,590.51	(12,337.90)
Other assets - non current	(297.50)	(791.31)
Adjustment for increase/(decrease) in operating liabilities		
Trade payables	7,985.03	27,696.97
Other financial liabilities - current	(2,509.80)	161.40
Other current liabilities	864.04	92.97
Provisions	580.92	1,013.04
<b>Cash generated from operations</b>	<b>15,118.84</b>	<b>15,574.08</b>
Income taxes paid	(4,742.88)	(1,506.64)
<b>Net cash generated from/(used in) operating activities</b>	<b>10,375.96</b>	<b>14,067.44</b>
<b>II. Cash flows from investing activities</b>		
Purchase of property, plant and equipment and intangibles (including capital work in progress)	(15,910.14)	(17,697.93)
(Investments in)/ redemption of bank deposits (having original maturity of more than three months) - net	230.64	304.81
(Investment)/ Redemption of Investments	(2,162.77)	(6,149.67)
Interest received (finance income)	1,119.72	1,060.20
<b>Net cash generated from investing activities</b>	<b>(16,722.55)</b>	<b>(22,482.59)</b>
<b>III. Cash flows from financing activities</b>		
Proceeds from/(repayment of) long-term borrowings, net	7,122.37	13,251.75
Proceeds from/(repayment of) short-term borrowings, net	5,755.62	158.17
Interest paid	(6,134.74)	(5,115.34)
<b>Net cash flows from/ (used in) financing activities</b>	<b>6,743.25</b>	<b>8,294.58</b>
<b>Net increase/(decrease) in cash and cash equivalents (I+II+III)</b>	<b>396.66</b>	<b>(120.57)</b>
Cash and cash equivalents at the beginning of the period	566.53	687.10
<b>Cash and cash equivalents at the end of the period</b>	<b>963.19</b>	<b>566.53</b>
Note:		
Cash and cash equivalents comprise:		
Cash on hand	0.67	0.92
Balances with banks:		
- in current accounts	962.52	565.61
	963.19	566.53





# SARATH & ASSOCIATES

## CHARTERED ACCOUNTANTS

**Independent Auditors' Report on the Audited Consolidated Financial Results for Quarter and Year ended 31<sup>st</sup> March 2026 of M/s Olectra Greentech Limited pursuant to the Regulation 33 of the SEBI (Listing Obligations and Disclosure Requirements) Regulations, 2015, as amended**

To  
The Board of Directors,  
M/s Olectra Greentech Limited  
Hyderabad

### Report on the Audit of the Consolidated Financial Results

#### Opinion

We have audited the accompanying consolidated annual financial results of Olectra Greentech Limited (hereinafter referred to as the "Holding Company") and its subsidiaries (Holding Company and its subsidiaries together referred to as "the Group"), its associates and jointly controlled entities for the year ended 31.03.2026, attached herewith, being submitted by the Holding Company pursuant to the requirement of Regulation 33 of the SEBI (Listing Obligations and Disclosure Requirements) Regulations, 2015, as amended ("LODR Regulations").

In our opinion and to the best of our information and according to the explanations given to us and based on the consideration of reports of other auditors on separate audited financial statements /financial results/ financial information of the subsidiaries, associates and jointly controlled entities, the aforesaid consolidated financial results:

(i) include the annual financial results of the following entities

Name of the Entity	Relationship
Olectra Greentech Limited	Parent
EVEY Trans (GTC) Private Limited	Subsidiary
EVEY Trans (SMC) Private Limited	Associate
EVEY Trans (SIL) Private Limited	Associate
EVEY Trans (UJJ) Private Limited	Associate
EVEY Trans (JAB) Private Limited	Associate
EVEY Trans (BLR) Private Limited	Associate
EVEY Trans (MHS) Private Limited	Associate
EVEY Trans (TEL) Private Limited	Associate
EVEY Trans (MAH) Private Limited	Associate
SSISPL-OGL-BYD Consortium	Joint Venture

(ii) are presented in accordance with the requirements of Regulation 33 of the LODR Regulations in this regard; and

(iii) give a true and fair view in conformity with the applicable accounting standards, and other accounting principles generally accepted in India, of net profit/loss and other comprehensive income and other financial information of the Group for the year ended 31.03.2026.



**Head Office:** 4th Floor, Maas Heights, 8-2-577/B, Road No. 8, Banjara Hills, Hyderabad - 500034.  
Mobile : +91 98491 69856, Ph: +91 40 23354322, 23357090, e-mail : info@sarathcas.in  
**Branch Offices : MUMBAI, DELHI, CHENNAI, VIJAYAWADA & BENGALURU**

## **Basis for Opinion**

We conducted our audit in accordance with the Standards on Auditing (SAs) specified under section 143(10) of the Companies Act, 2013 ("Act"). Our responsibilities under those Standards are further described in the *Auditor's Responsibilities for the Audit of the Consolidated Financial Results* section of our report. We are independent of the Group, its associates and jointly controlled entities in accordance with the Code of Ethics issued by the Institute of Chartered Accountants of India together with the ethical requirements that are relevant to our audit of the financial statements under the provisions of the Companies Act, 2013 and the Rules thereunder, and we have fulfilled our other ethical responsibilities in accordance with these requirements and the Code of Ethics. We believe that the audit evidence obtained by us and other auditors in terms of their reports referred to in "Other Matter" paragraph below, is sufficient and appropriate to provide a basis for our opinion.

## **Board of Directors' Responsibilities for the Consolidated Financial Results**

These Consolidated financial results have been prepared on the basis of the consolidated annual financial statements. The Holding Company's Board of Directors are responsible for the preparation and presentation of these consolidated financial results that give a true and fair view of the net profit/ loss and other comprehensive income and other financial information of the Group including its associates and jointly controlled entities in accordance with the Indian Accounting Standards prescribed under Section 133 of the Act read with relevant rules issued thereunder and other accounting principles generally accepted in India and in compliance with Regulation 33 of the LODR Regulations. The respective Board of Directors of the companies included in the Group and of its associates and jointly controlled entities are responsible for maintenance of adequate accounting records in accordance with the provisions of the Act for safeguarding of the assets of the Group and its associates and jointly controlled entities and for preventing and detecting frauds and other irregularities; selection and application of appropriate accounting policies; making judgments and estimates that are reasonable and prudent; and the design, implementation and maintenance of adequate internal financial controls, that were operating effectively for ensuring accuracy and completeness of the accounting records, relevant to the preparation and presentation of the consolidated financial results that give a true and fair view and are free from material misstatement, whether due to fraud or error, which have been used for the purpose of preparation of the consolidated financial results by the Directors of the Holding Company, as aforesaid.

In preparing the consolidated financial results, the respective Board of Directors of the companies included in the Group and of its associates and jointly controlled entities are responsible for assessing the ability of the Group and its associates and jointly controlled entities to continue as a going concern, disclosing, as applicable, matters related to going concern and using the going concern basis of accounting unless the respective Board of Directors either intends to liquidate the Group or to cease operations, or has no realistic alternative but to do so.

The respective Board of Directors of the companies included in the Group and of its associates and jointly controlled entities are responsible for overseeing the financial reporting process of the Group and of its associates and jointly controlled entities.

## **Auditor's Responsibilities for the Audit of the Consolidated Financial Results**

Our objectives are to obtain reasonable assurance about whether the consolidated financial results as a whole are free from material misstatement, whether due to fraud or error, and to issue an auditor's report that includes our opinion. Reasonable assurance is a high level of assurance, but is not a guarantee that an audit conducted in accordance with SAs will always detect a material misstatement when it exists. Misstatements can arise from fraud or error and are considered material if, individually or in the aggregate, they could reasonably be expected to influence the economic decisions of users taken on the basis of these consolidated financial results.

As part of an audit in accordance with SAs, we exercise professional judgment and maintain professional skepticism throughout the audit. We also:

- Identify and assess the risks of material misstatement of the consolidated financial results, whether due to fraud or error, design and perform audit procedures responsive to those risks, and obtain audit evidence that is sufficient and appropriate to provide a basis for our opinion. The risk of not detecting a



material misstatement resulting from fraud is higher than for one resulting from error, as fraud may involve collusion, forgery, intentional omissions, misrepresentations, or the override of internal control.

- Obtain an understanding of internal control relevant to the audit in order to design audit procedures that are appropriate in the circumstances. Under Section 143(3) (i) of the Act, we are also responsible for expressing our opinion on whether the company has adequate internal financial controls with reference to financial statements in place and the operating effectiveness of such controls.
- Evaluate the appropriateness of accounting policies used and the reasonableness of accounting estimates and related disclosures made by the Board of Directors.
- Conclude on the appropriateness of the Board of Directors use of the going concern basis of accounting and, based on the audit evidence obtained, whether a material uncertainty exists related to events or conditions that may cast significant doubt on the ability of the Group and its associates and jointly controlled entities to continue as a going concern. If we conclude that a material uncertainty exists, we are required to draw attention in our auditor's report to the related disclosures in the consolidated financial results or, if such disclosures are inadequate, to modify our opinion. Our conclusions are based on the audit evidence obtained up to the date of our auditor's report. However, future events or conditions may cause the Group and its associates and jointly controlled entities to cease to continue as a going concern.
- Evaluate the overall presentation, structure and content of the consolidated financial results, including the disclosures, and whether the consolidated financial results represent the underlying transactions and events in a manner that achieves fair presentation.
- Obtain sufficient appropriate audit evidence regarding the financial results/financial information of the entities within the Group and its associates and jointly controlled entities to express an opinion on the consolidated Financial Results. We are responsible for the direction, supervision and performance of the audit of financial information of such entities included in the consolidated financial results of which we are the independent auditors. For the other entities included in the consolidated Financial Results, which have been audited by other auditors, such other auditors remain responsible for the direction, supervision and performance of the audits carried out by them. We remain solely responsible for our audit opinion.


We communicate with those charged with governance of the Holding Company and such other entities included in the consolidated financial results of which we are the independent auditors regarding, among other matters, the planned scope and timing of the audit and significant audit findings, including any significant deficiencies in internal control that we identify during our audit. We also provide those charged with governance with a statement that we have complied with relevant ethical requirements regarding independence, and to communicate with them all relationships and other matters that may reasonably be thought to bear on our independence, and where applicable, related safeguards.

We also performed procedures in accordance with the circular issued by the SEBI under Regulation 33(8) of the LODR Regulations, as amended, to the extent applicable.

#### **Other Matters:**

The consolidated Financial Results include the audited Financial Results of one subsidiary, whose Financial Statements reflect Group's share of total assets of Rs. 5,433.96 Lakhs as at 31.03.2026, Group's share of total revenue of Rs.740.69 Lakhs and Rs. 2,909.06 lakhs and Group's share of total net profit after tax of Rs. 381.71 Lakhs and Rs. 415.24 Lakhs for the quarter ended 31.03.2026 and for the period from 01.04.2025 to 31.03.2026 respectively, as considered in the consolidated Financial Results, which has been audited by their respective independent auditor.

The consolidated audited financial results also include the Group's share of net profit after tax of Rs. 537.72 Lakhs & Rs. 806.67 Lakhs and total comprehensive income of Rs 537.72 Lakhs & Rs. 806.67 Lakhs for the quarter ended




31.03.2026 and for the period from 01.04.2025 to 31.03.2026, respectively, as considered in the consolidated audited financial results, in respect of eight associates, whose financial results have been audited by their independent auditors. The independent auditors' reports on financial statements of these entities have been furnished to us and our opinion on the consolidated Financial Results, in so far as it relates to the amounts and disclosures included in respect of these entities, is based solely on the report of such auditors and the procedures performed by us are as stated in paragraph above.

Our opinion on the consolidated Financial Results is not modified in respect of the above matters with respect to our reliance on the work done and the reports of the other auditors and the Financial Results/financial information certified by the Board of Directors.

The Financial Results include the results for the quarter ended 31.03.2026 being the balancing figure between the audited figures in respect of the full financial year and the published unaudited year to date figures up to the third quarter of the current financial year which were subject to limited review by us.

**For Sarath & Associates**  
**Chartered Accountants**  
**Firm Regn No: 0051205**

  
**CA S Srinivas**  
**Partner**  
**M.NO: 202471**



**UDIN: 26202471WEHFFK7623**

**Place: Hyderabad**  
**Date: 29<sup>th</sup> May 2026**

29<sup>th</sup> May, 2026

# Olectra Greentech Limited

To BSE Limited Phiroze Jeejeebhoy Towers, Dalal Street, Mumbai-400 001 <u>Scrip Code; 532439</u>	To National Stock Exchange of India Ltd Exchange Plaza, 5 <sup>th</sup> Floor, Plot No. C/1, G Block, Bandra Kurla Complex, Bandra (E) Mumbai-400 051 <u>Symbol; OLECTRA</u>
--	---

Dear Sir/Madam,

**Sub: Declaration Pursuant to Regulation 33(3)(d) of the SEBI Obligations (Listing and Disclosure Requirements) Regulations, 2015 for Unmodified Opinion.**

I, B. Sharat Chandra, Chief Financial Officer of the Company, hereby declare that M/s. Sarath & Associates, Chartered Accountants, Hyderabad (Firm Registration No.: 005120S), the Statutory Auditors of the Company have issued auditors' report with an Unmodified Opinion on Standalone and Consolidated Financial Statements for the year ended 31<sup>st</sup> March, 2026.

This declaration is made in compliance of Regulation 33(3)(d) of the SEBI (Listing Obligations and Disclosure Requirements) Regulations, 2015.

Thanking You,  
Yours faithfully,

**For Olectra Greentech Limited**

*B. Sharat Chandra*

**B. Sharat Chandra  
Chief Financial Officer\***



*NS*